



MICRONETIXX COMMUNICATIONS



- **Channel 7-13 (Band III)
VHF Slot Antenna**
- **Omni-directional and
Directional Patterns
Available**
- **Top or Side Mount
Models**
- **Horizontal, Elliptical, or
Circular Polarization
Available**
- **Up to a 40 kW input
rating**

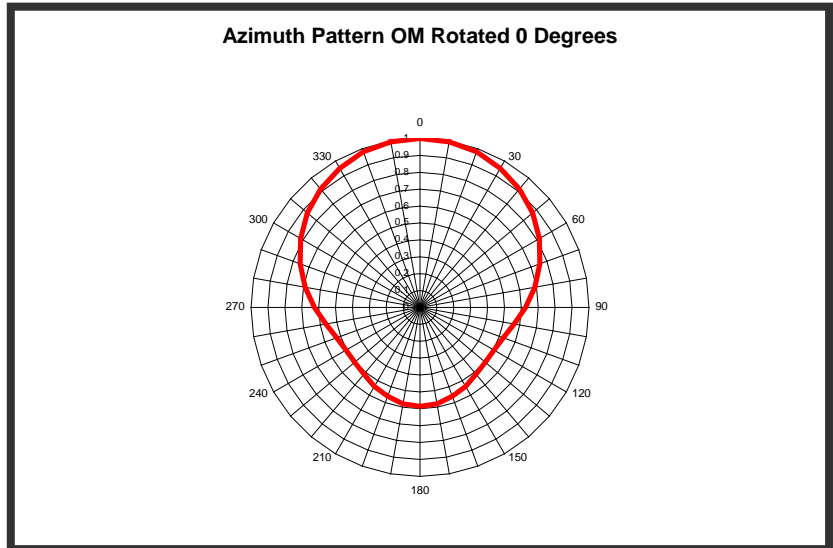
TPV Series VHF Slot Pylon Antennas

The TPV series of VHF (Band III) slot antennas delivers a low group delay single channel signal across a 6 or 8 MHz bandwidth. The side mounted version of the TPV antennas come in several azimuth patterns. The top mounted versions of the TPV also come in a Omni-directional pattern.

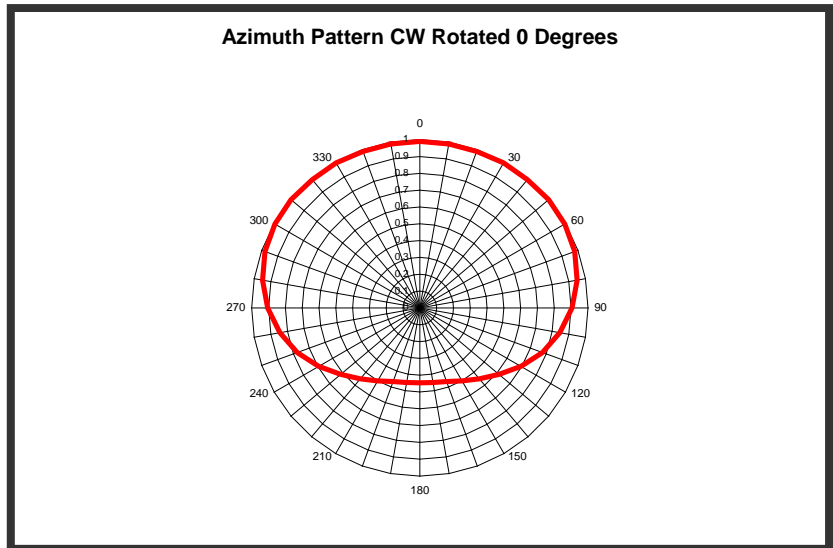
For ATSC-M/H applications, the TPV series antennas are available in either elliptical or circular polarized models. The TPV antennas come in 2 to 12 bay models, and have input power ratings up to 40 kW average. The top mounted versions of the antenna can be supplied with either a flange mount or bury mount to match the current antenna.

Sample TPV Series Directional Patterns

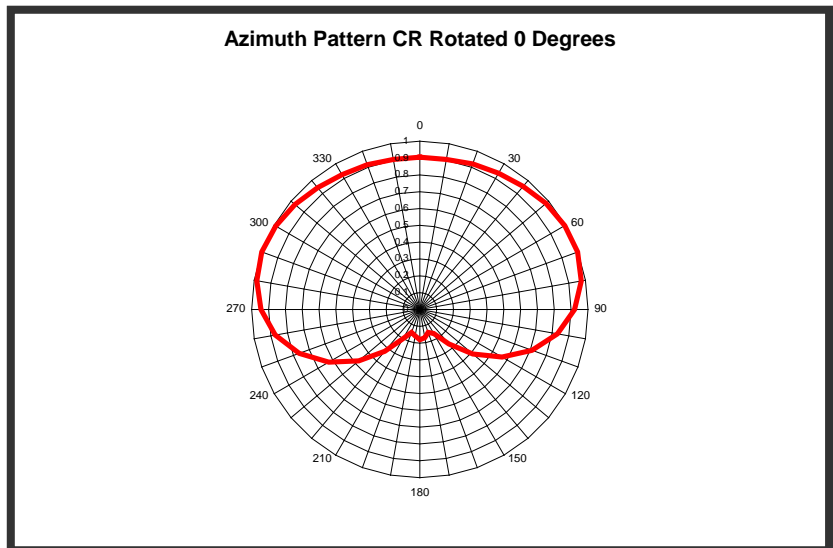
OM – Omnioid Pattern
Azimuth Gain 1.90 (2.78 dB)



CW – Wide Cardioid Pattern
Azimuth Gain 1.50 (1.76 dB)



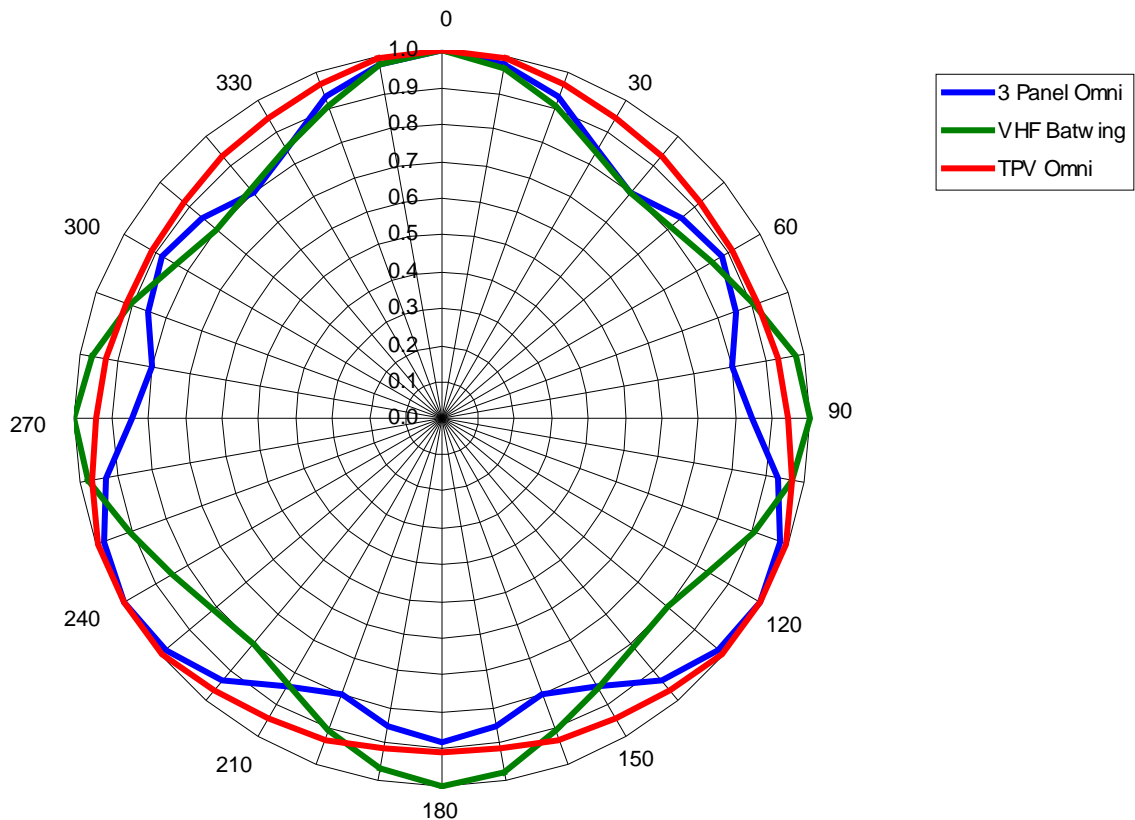
CR – Reduced Rear Cardioid Pattern
Azimuth Gain 1.70 (2.30 dB)



TPV Omni-directional Azimuth Pattern

The TPV series antenna is available in a top mounted three slot around configuration. The O3 Omni-directional pattern is much smoother than a panel or batwing style antenna, with the minimas on the antenna producing at least 91% of peak field.

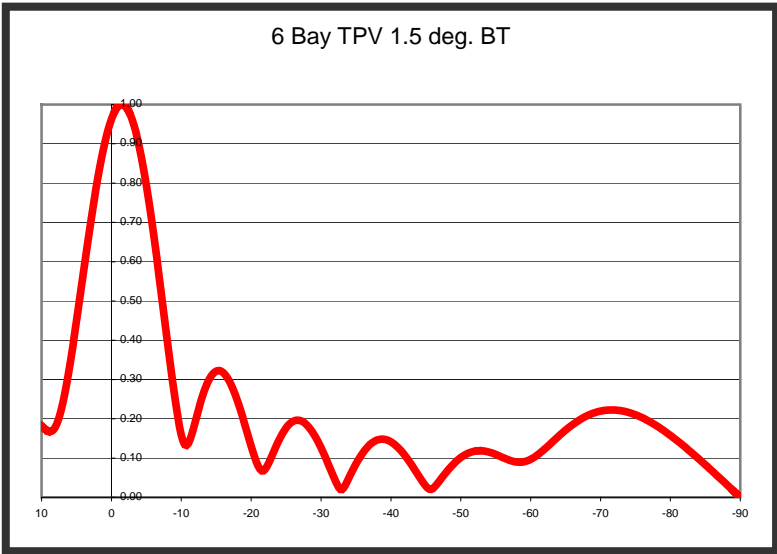
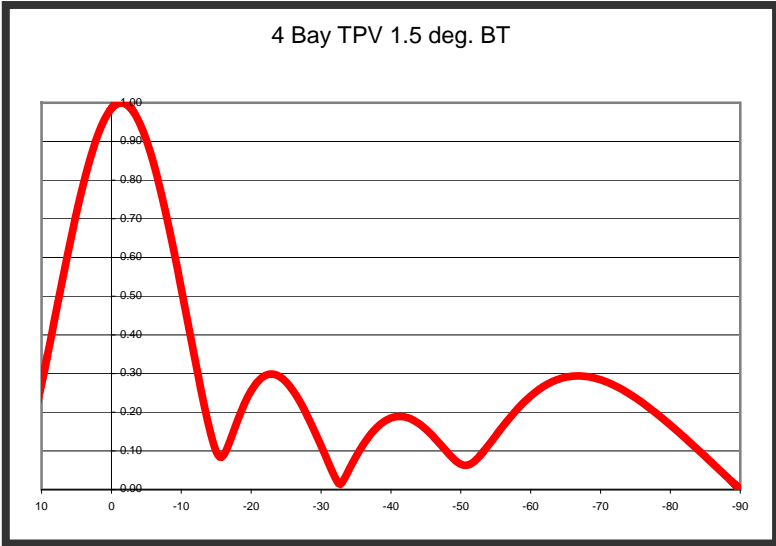
The azimuth plot below is a comparison of a batwing antenna (**Green Trace**), a panel antenna (**Blue Trace**), and a TPV O3 pattern (**RED Trace**).



If you are going to transmit either a circular or elliptical polarized signal, the TPV series Omni-directional pattern is much fuller than a panel antenna in both the horizontal and vertical planes. On the average the TPV Omni-directional pattern provides an average of 11% more signal than a batwing or panel style antenna.

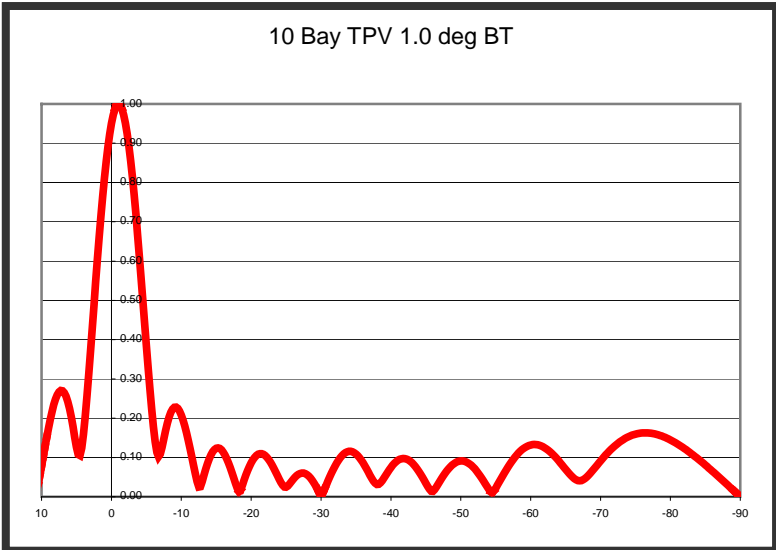
Sample Elevation Patterns

4 Bay Elevation Pattern
1.5 Degrees Beam Tilt
Gain is 4.12 (6.15 dB)



6 Bay Elevation Pattern
1.5 Degrees Beam Tilt
Gain is 6.05 (7.82 dB)

10 Bay Elevation Pattern
1.0 Degree Beam Tilt
Gain is 10.12 (10.05 dB)



TPV Antenna Mounting Options

Side Mount Antennas

All TPV and TPV-SFN antennas come with custom designed, stainless steel mounting brackets. The antenna and mount can be ruggedized for up to 130 M.P.H. (209 K.P.H.) wind zones.

Top Mount Antennas

Top mounted versions of the TPV and TPV-SFN antennas can be supplied with either a flange or bury mount section. The TPV and TPV-SFN antennas can be stacked with other antennas, such as our DL series of UHF slot antennas



6 Bay TPV Top Mount Circular Polarized Top Mount Antenna With Radome Removed

Need a new VHF antenna ?

The TPV series antennas from Micronetixx Communications deliver the best wideband, low group delay signal to your viewers. Each TPV antenna is built to the specifications needed to give you the best coverage. There is never an extra charge for custom beam tilt and null fill modifications.



MICRONETIXX
COMMUNICATIONS

70 Commercial Street
Lewiston, Maine 04240
V 207-784-2820
www.micronetixxantennas.com