



MICRONETIXX
COMMUNICATIONS

DX Series UHF Standby Antennas

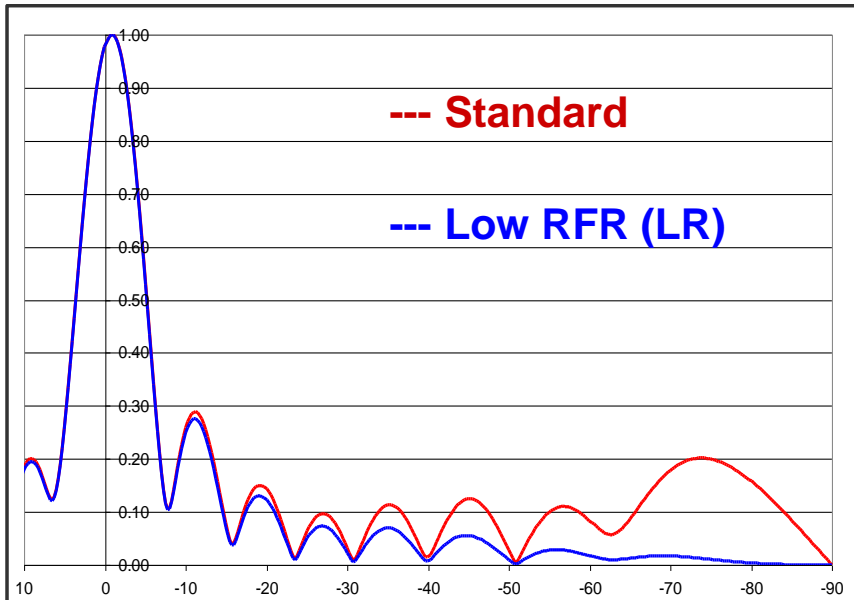


- Omnioid Azimuth Pattern
- 8 Bay, side mount
- Up to 50 kW input rating
- Standard and low RFR models
- Radome system included
- Passivated Aluminum pylon
- Rugged but lightweight
- Stainless steel mounts
- RF input end fed
- Quick delivery

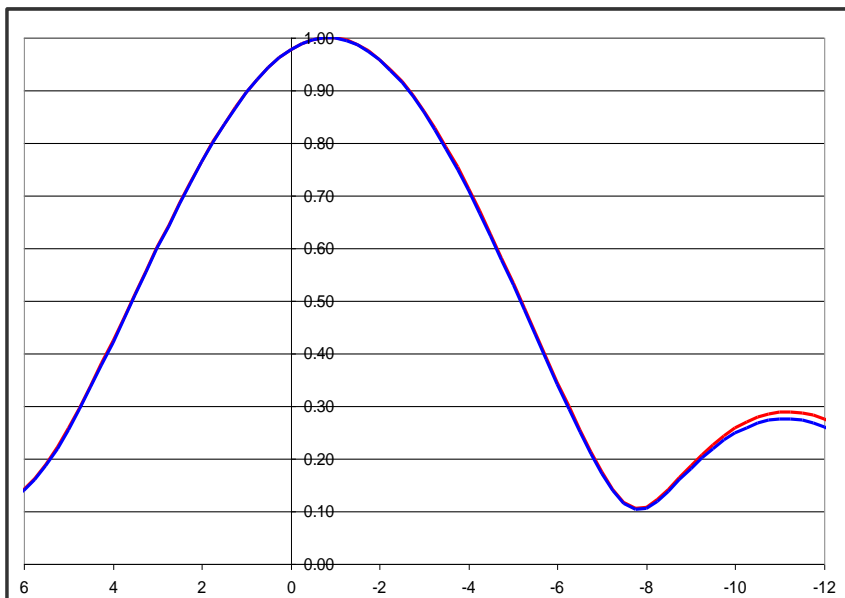
The DX series of UHF antennas are an excellent choice for UHF standby antennas during the spectrum repack. The DX antennas have 8 bays, and 3 input power ratings. The DX-2000 has a 12 kW input rating and has a 3-1/8" EIA input. The DX-3000 has a 4-1/16" input, with a 25 kW input rating. The DX-4000 has a 40 kW input rating via a 6-1/8" EIA input. Omnioid (Omni-directional).

The DX series is also available in a low RFR version. There are three low RFR models, the DX-2000LR (12 kW input), the DX-3000LR (25 kW input), and the DX-4000LR (50 kW) input via its 6-1/8" EIA input.

The DX series of antennas are available in standard or low RFR versions. The low RFR versions have up to 17 dB less radiation at high depression angles as compared to standard slot antennas. Having a lower RFR footprint allows the antennas to be deployed lower on the tower or even building roof tops.



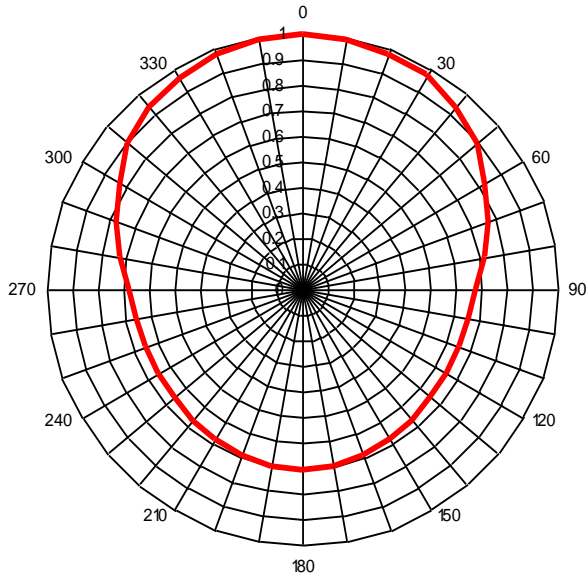
8 Bay elevation plots 10 to -90 degrees 0.75 degree beam tilt



8 Bay elevation plots 6 to -12 degrees 0.75 degree beam tilt



Micronetixx Azimuth Pattern B Rotated 0 Degrees



Each DX series of antennas are 8 bays long and have an electrical beam tilt of -0.75 degree. The low RFR LR antennas have 12.5% higher gain due to the suppression of the high angle grazing lobes.

Model # Standard	Max Input Power	Gain	Maximum ERP
DX-2000	12 kW	14.45 (11.60 dB)	173 kW (22.38 dBk)
DX-3000	25 kW	14.45 (11.60 dB)	360 kW (25.56 dBk)
DX-4000	40 kW	14.45 (11.60 dB)	575 kW (27.59 dBk)
Low RFR			
DX-2000LR	12 kW	16.3 (12.12 dB)	195 kW (22.90 dBk)
DX-3000LR	25 kW	16.3 (12.12 dB)	405 kW (26.07 dBk)
DX-4000LR	50 kW	16.3 (12.12 dB)	815 kW (29.10 dBk)

The DX antennas are end fed with the selected input connector size. The antennas are not pressurized. A radome system around the front half of the antenna ensures excellent performance even in ice prone areas.

Mechanical Specifications

Model # Standard	Channel 18			Channel 29		
	Length	Weight	Wind Load	Length	Weight	Wind Load
DX-2000	18 feet	126 lbs.	12.6 ft ²	16-1/4 feet	114 lbs.	11.4 ft ²
DX-3000	18 feet	144 lbs.	15.8 ft ²	16-1/4 feet	142 lbs.	14.3 ft ²
DX-4000	18 feet	180 lbs.	18.0 ft ²	16-1/4 feet	163 lbs.	16.4 ft ²
Low RFR						
DX-2000LR	18-3/4 feet	132 lbs.	13.1 ft ²	17 feet	118 lbs.	11.9 ft ²
DX-3000LR	18-3/4 feet	150 lbs.	16.4 ft ²	17 feet	147 lbs.	14.9 ft ²
DX-4000LR	18-3/4 feet	186 lbs.	18.8 ft ²	17 feet	170 lbs.	17.0 ft ²

Note: Weight and wind loads may vary slightly depending on mounting system
Stainless steel mounting brackets for a leg are furnished with the antenna and are designed for operation in the station's wind zone area.



The DX series can be customized with additional bay counts, elliptical polarization, additional beam tilt, and directional patterns. Contact us for details.

Our antennas have a five year warranty, and are designed to provide the best coverage in the new ATSC 3.0 world.



70 Commercial Street Lewiston, ME 04240 U.S.A
V – 207-786-2000 F – 207-786-7444
www.Micronetixxantennas.com